



NOAA  
Office for Law Enforcement

# Alaska Enforcement Division

Semi-Annual Report to North Pacific Fisheries  
Management Council  
December 2017

# Operational Highlights



A multiday patrol involved three OLE enforcement officers who worked with U.S. Fish & Wildlife Service at the Canadian/Alaska border to inspect U.S. vehicles leaving Alaska.



In July 6 OLE officers and officers from the Alaska Wildlife Troopers and U.S. Coast Guard participated in the multi-day operation in Homer, AK. focused on the sport and commercial fisheries. The group completed 71 at-sea & dockside boardings & assisted with 2 marine mammal strandings. Enforcement actions included 3 summary settlements & 15 compliance assistances provided.

# Operational Highlights



Cook Inlet Beluga calf rescued due to outstanding team response by OLE, the Alaska Wildlife Troopers Aviation Section, the Alaska SeaLife Center, and the NOAA Marine Mammal Health and Stranding Response Program.



ACTIVITIES PICTURED ARE AUTHORIZED BY MMHSRP MMPA/ESA #18786-01

An officer assisted with a humpback whale entanglement in Holkham Bay near Tracy and Endicott Arms. The whale was caught in the anchor chain of a small cruise vessel. The team members included OLE, AKR Protected Resources Div, Ted Stevens Marine Research Institute, & Alaska Whale Foundation





# Joint Enforcement Agreement



14-day patrol in SEAK covered 1,251 nautical miles.  
140 vessels boarded & 404 individuals contacted.  
Additionally, two occupants of a sport fishing vessel  
rescued after being stranded by gale force winds on  
POW Island



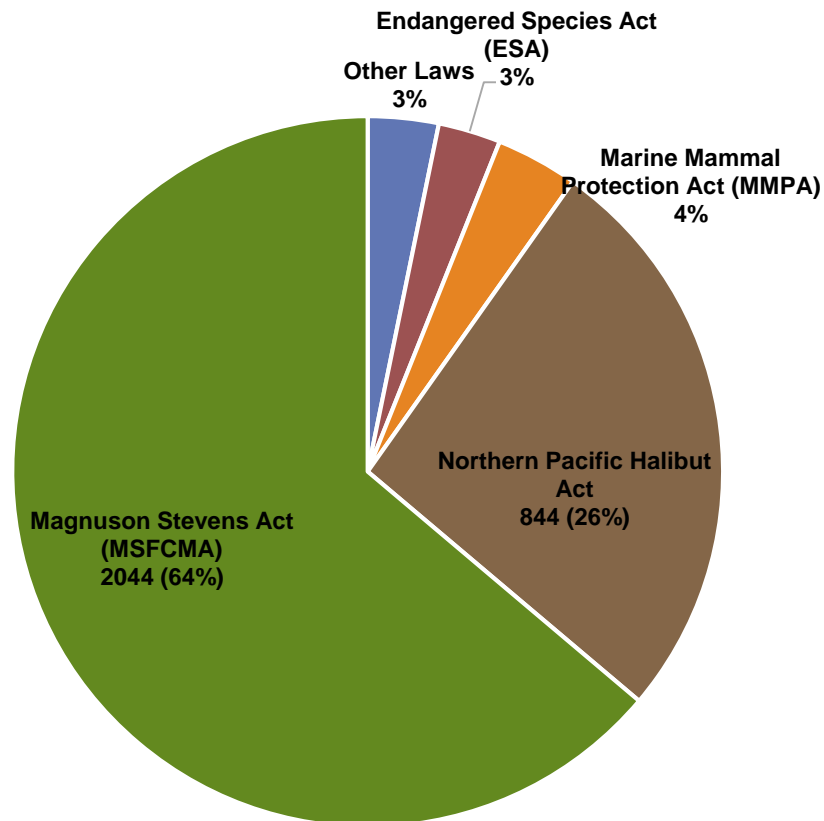
# Joint Operations



OLE participated in four joint patrols with the U.S. Coast Guard during the course of the year. The officers spent over 43 sea days aboard USCG Cutters Mustang, Mellon, Sherman, and Bailey T. Barco.

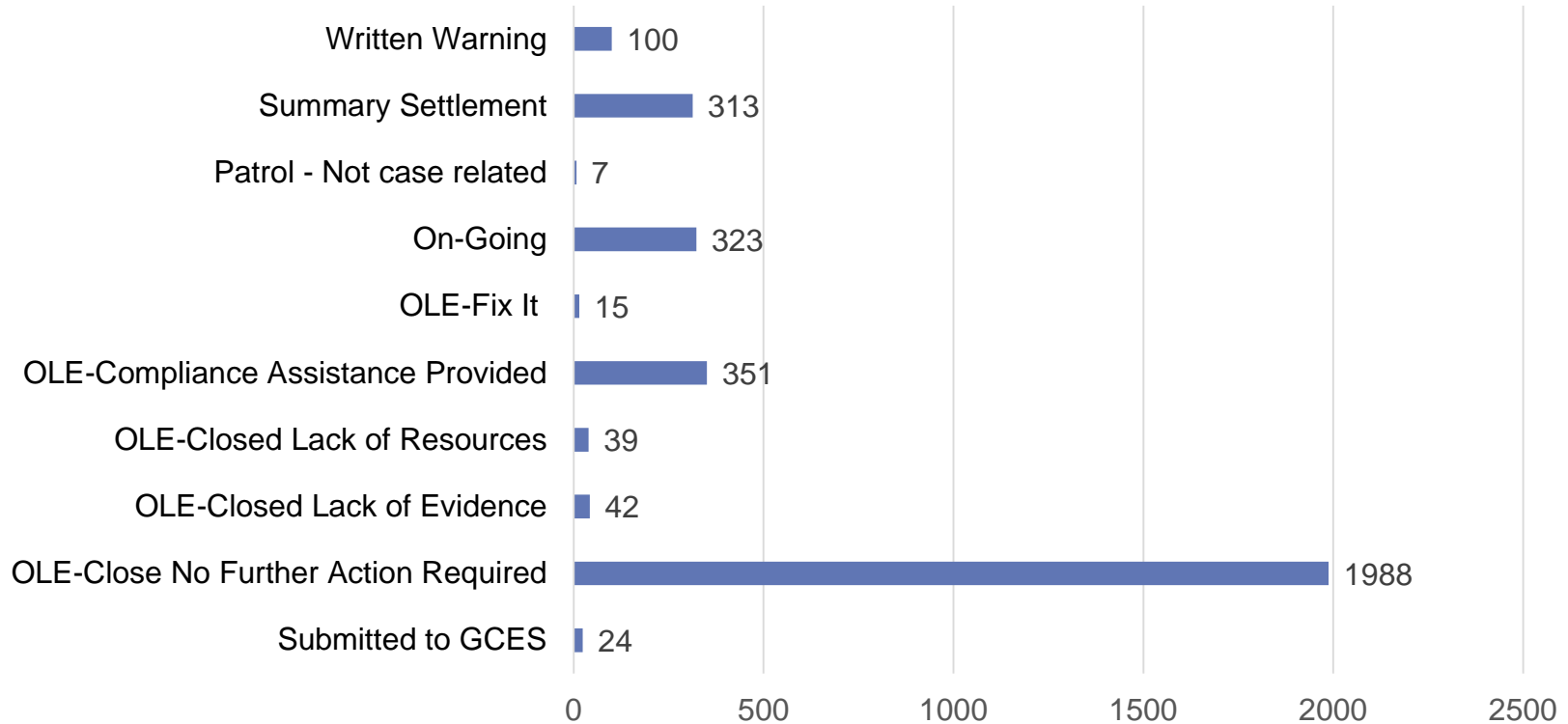
# Incidents Reported

**Incidents by Law/Program/Regulation**

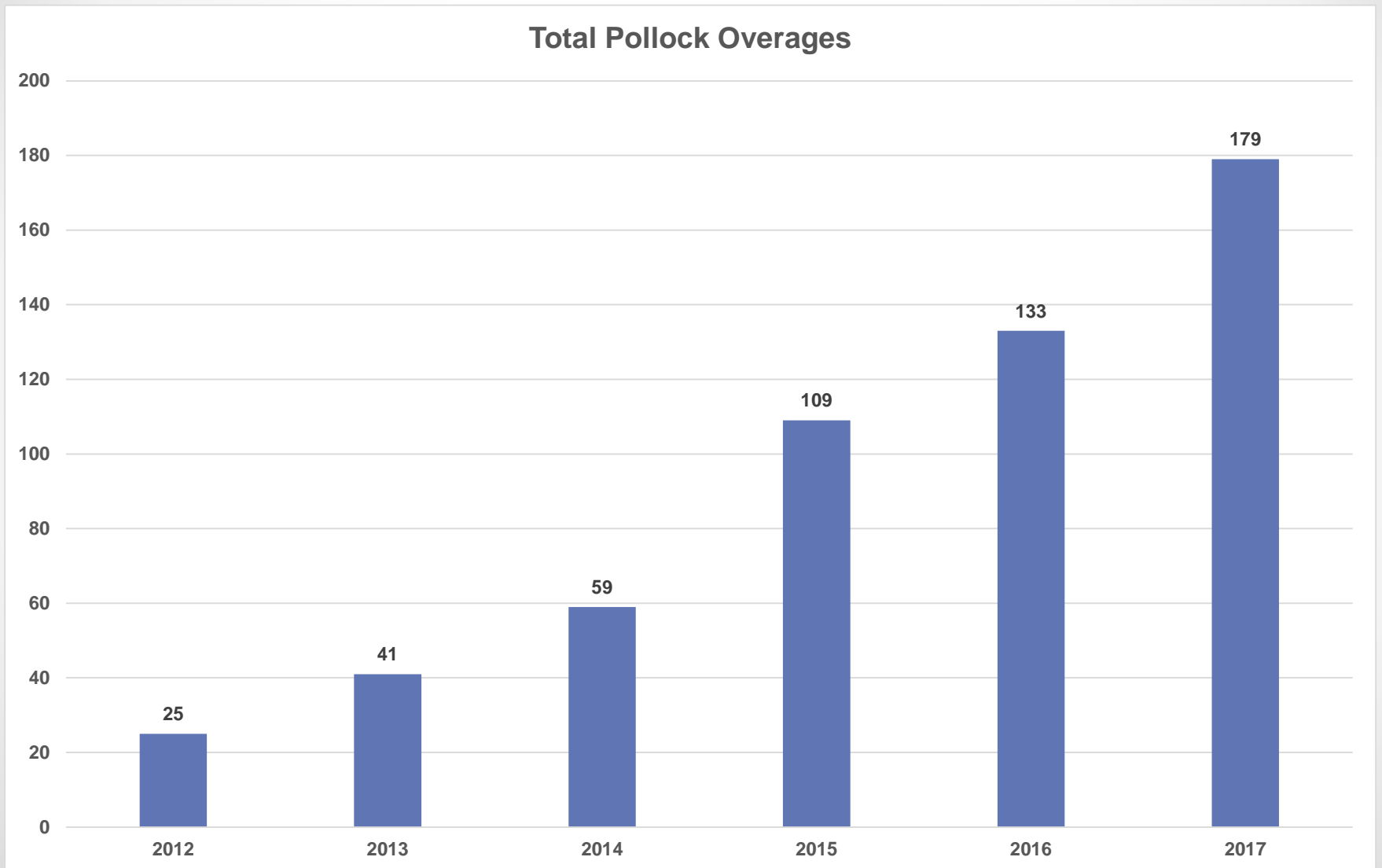


Other Includes: ESA, Port State Measures Agreement Act, Lacey Act, State Law/Regulation, and other Federal Laws

## Incident Disposition for Incidents from 10/01/2016-09/30/2017

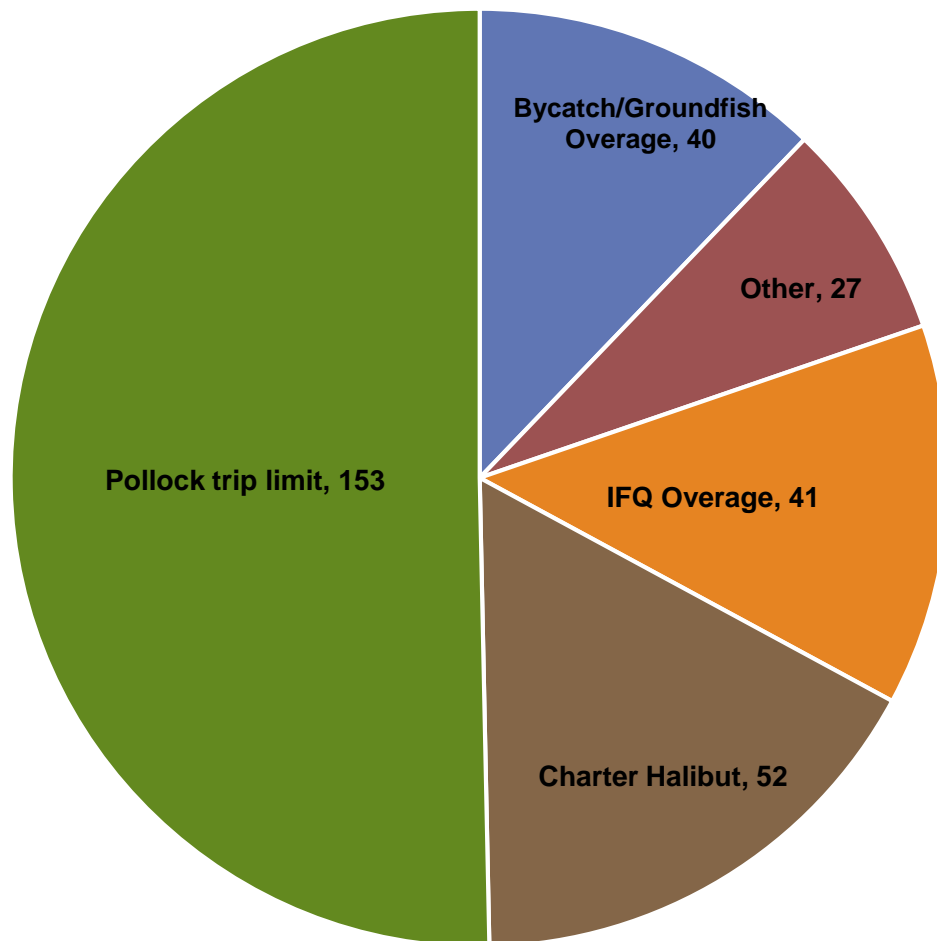


# Pollock Trip Overages





## Summary Settlements Issued



# Community Outreach and Education

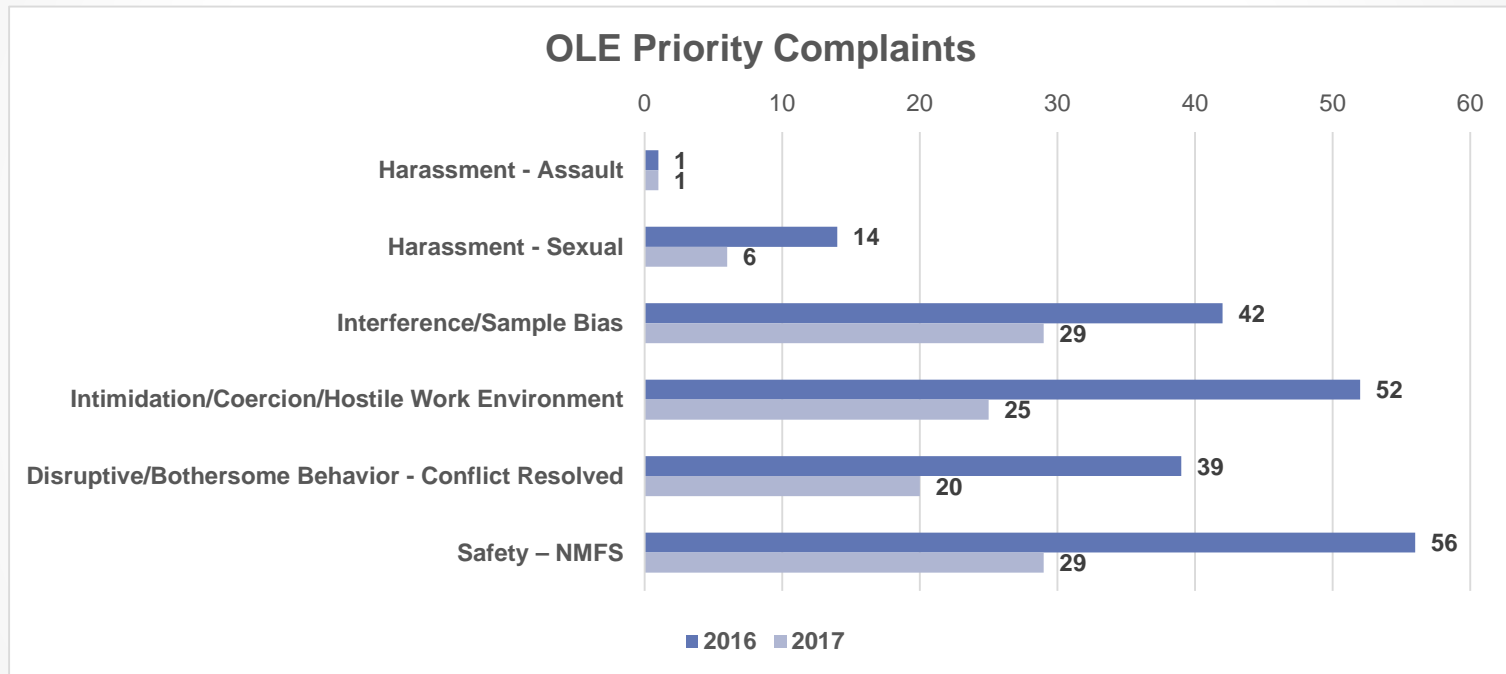
Event	Estimated Attendance	Location
Great Alaska Sportsmen's Show	25,000	Anchorage, AK
Southeast Alaska State Fair	500+	Haines, AK
Kotzebue Tribal Government Meeting	20+	Soldotna, AK
Beluga Count	600	Anchorage, AK
Tyonek Tribal Government Meeting	20+	Tyonek, Alaska
Petersburg Marine Mammal Council & Protected Resources	20+	Petersburg, AK
Ukpeagvik Iñupiat Corporation Meeting	20+	Utqiagvik, AK
Great Alaska Airman Gathering	22,000	Anchorage, AK
IUU Fishing Workshop	30	Manila, Philippines
Alaska State Fair	200K+	Palmer, AK
Recreational Fisheries Coordinators Meeting –	30+	Juneau, AK
Sitka Whale Fest	2000+	Sitka, AK

# Observer Program

STATEMENT TYPE	FULL COVERAGE		PARTIAL COVERAGE		TOTAL	
	2016	2017	2016	2017	2016	2017
<b>OLE PRIORITY</b>						
Harassment - Assault	0	1	1	0	1	1
Harassment - Sexual	12	5	2	1	14	6
Interference/Sample Bias	30	28	12	1	42	29
Intimidation/Coercion/Hostile Work Environment	41	23	11	2	52	25
Disruptive/Bothersome Behavior - Conflict Resolved	31	19	8	1	39	20
Safety – NMFS	44	26	12	3	56	29
<b>Total OLE Priority</b>	<b>158</b>	<b>102</b>	<b>46</b>	<b>8</b>	<b>204</b>	<b>110</b>
<b>LIMITED ACCESS PROGRAMS</b>						
AFA	21	20	N/A	N/A	21	20
Amendment 80	67	62	N/A	N/A	67	62
Catcher Processor Longline	47	22	N/A	N/A	47	22
Rockfish Program	3	1	N/A	N/A	3	2
IFQ Retention	6	1	31	16	37	17
<b>Total Limited Access Programs</b>	<b>144</b>	<b>106</b>	<b>31</b>	<b>16</b>	<b>175</b>	<b>122</b>
<b>PROTECTED RESOURCE &amp; PROHIBITED SPECIES</b>						
Gulf of Alaska Salmon Bycatch	N/A	N/A	46	36	46	28
Bering Sea Pollock Salmon Bycatch	100	72	N/A	N/A	100	72
Marine Mammal	0	1	1	0	1	1
Seabird	13	2	22	15	35	17
Prohibited Species – Mishandling and Retention	77	57	18	16	95	73
<b>Total Protected Resource/Prohibited Species</b>	<b>190</b>	<b>132</b>	<b>87</b>	<b>67</b>	<b>277</b>	<b>199</b>
<b>ALL OTHER STATEMENT TYPES</b>						
Contractor Problems	7	4	N/A	N/A	7	4
Failure to Notify	50	51	20	15	70	66
Inadequate Accommodations	11	4	2	1	13	5
IR/IU	19	34	41	17	60	51
Miscellaneous Violations	9	2	10	2	19	4
Reasonable Assistance	31	27	19	9	50	36
Record Keeping and Reporting	156	90	327	179	483	269
Restrict Access	2	2	1	1	3	3
Observer Coverage	N/A	N/A	89	238	89	238
<b>Total All Other Statements</b>	<b>285</b>	<b>214</b>	<b>509</b>	<b>462</b>	<b>794</b>	<b>676</b>
<b>GRAND TOTAL</b>	<b>777</b>	<b>554</b>	<b>673</b>	<b>553</b>	<b>1450</b>	<b>1107</b>

# Trend Analysis

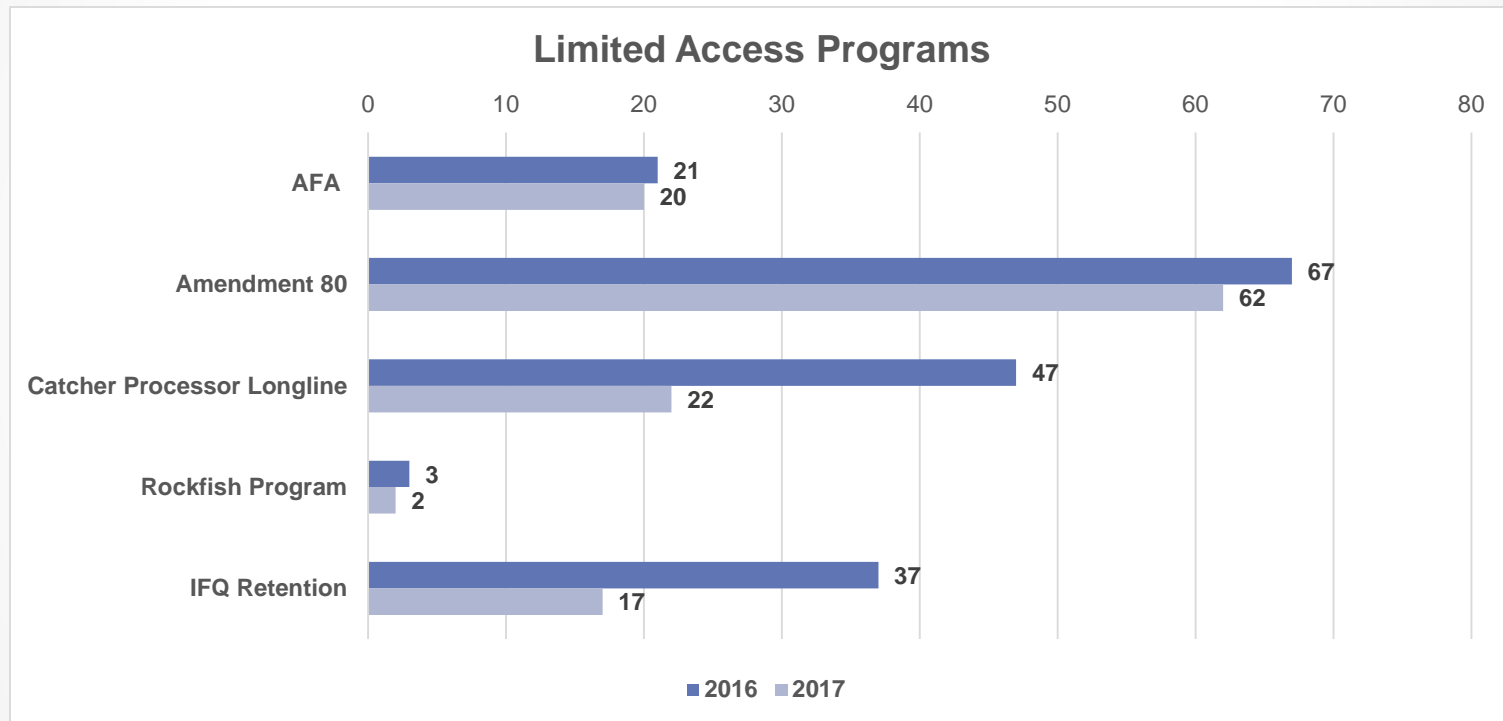
## OLE Priority Complaints: 2016 v. 2017





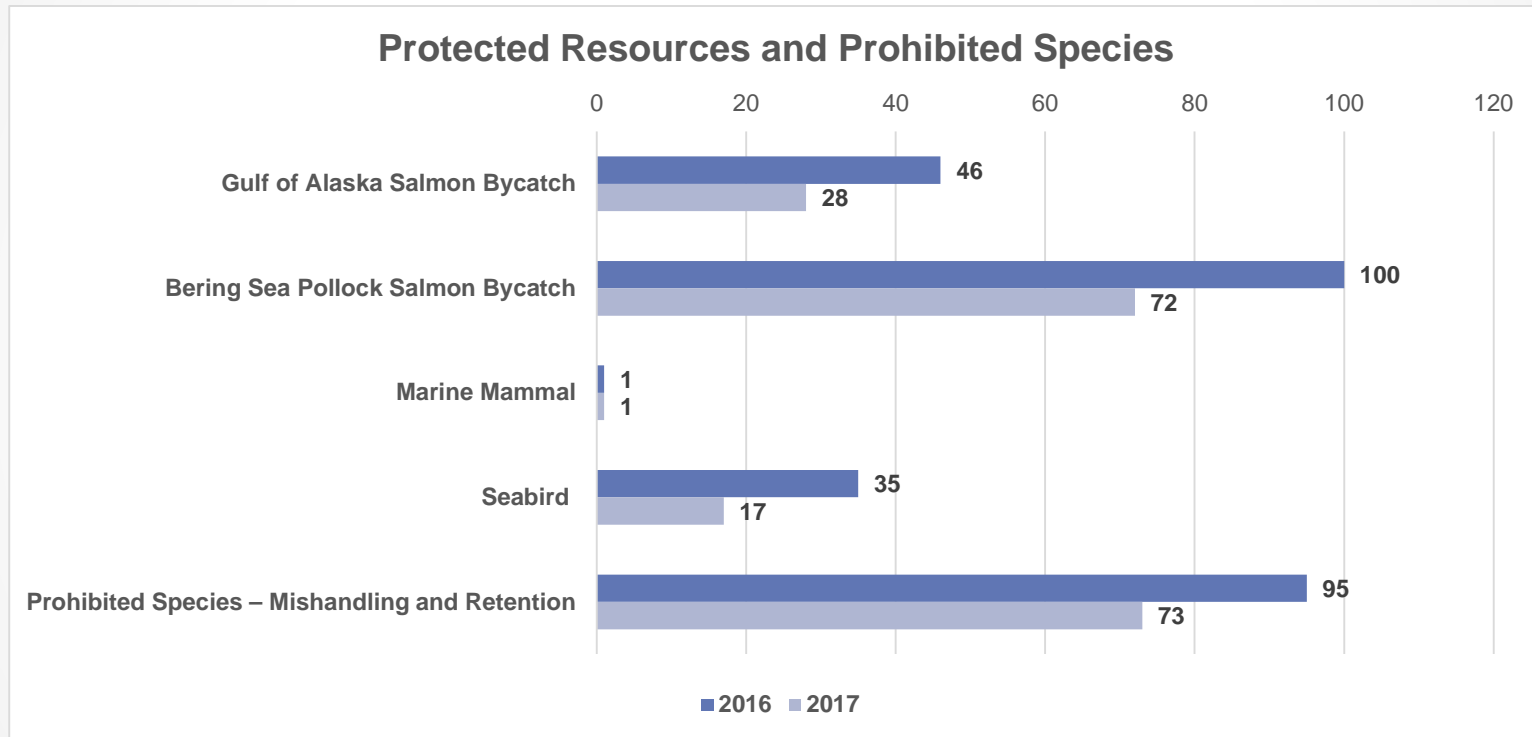
# Trend Analysis

## Limited Access Programs: 2016 v. 2017



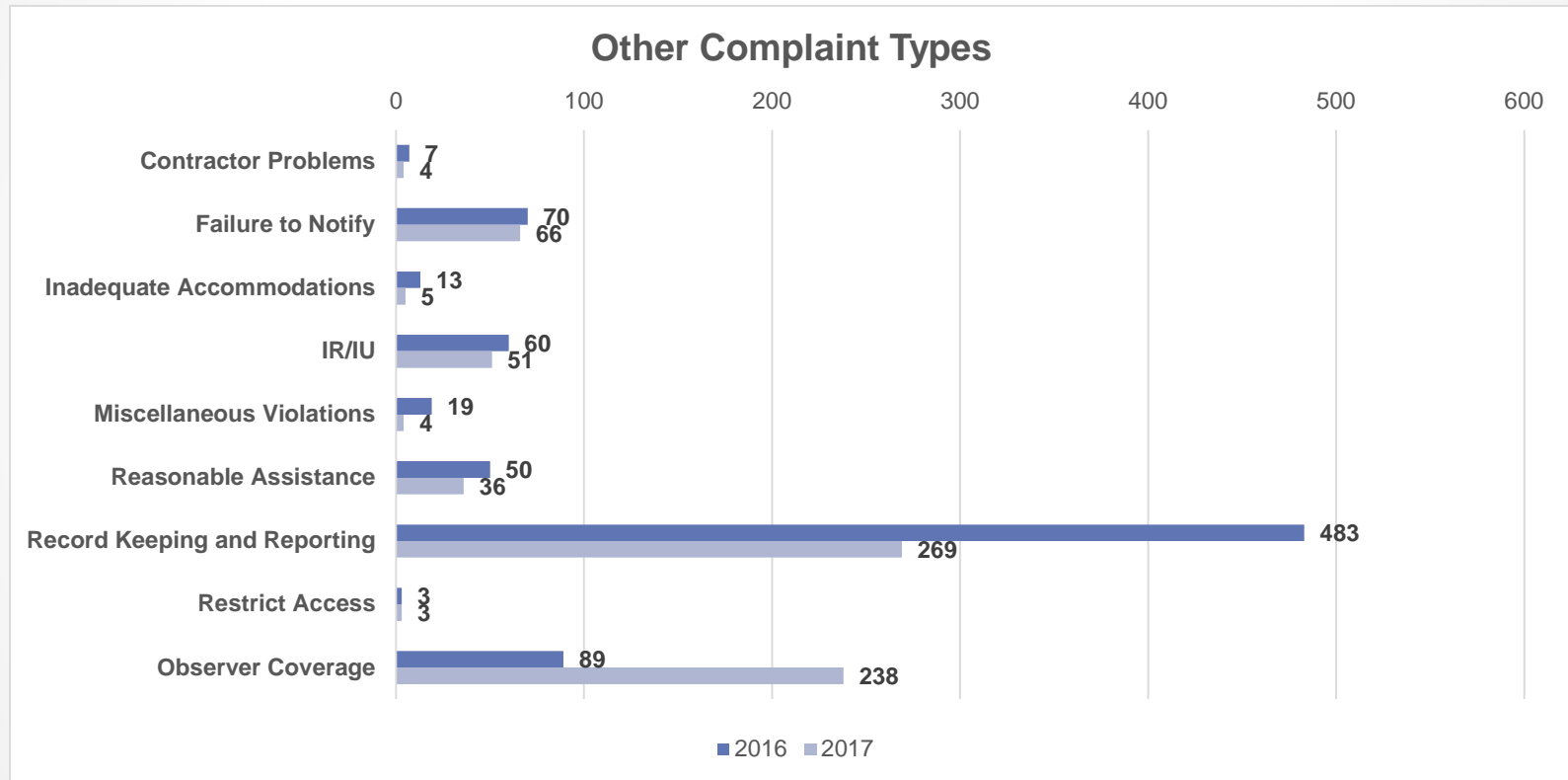
# Trend Analysis

## Protected Resources & Prohibited Species: 2016 v. 2017



# Trend Analysis

## Other Complaints: 2016 v. 2017



# Questions?

